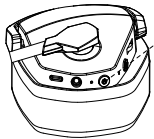
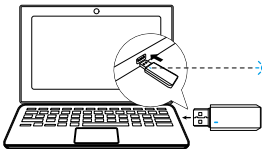


Quick Guide

First-time use instructions

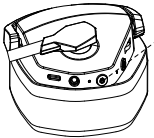


- Long press for 5s
The headset enters pairing mode



- Plug in the USB dongle
The USB dongle indicator light is always blue

⇒ Switching Mode



- Headphone power on status
Press the power button 2 times



- G06-BT appears on the phone's Bluetooth page
Click on the link

Q1: Why is the volume low on PS5 even at maximum?

A: First, ensure the headset volume dial is turned to the max. Then, check if the PS5 volume settings are also set to the highest. If both are correct and the issue persists, please contact customer support for further troubleshooting.

Q2: How to fix frequent disconnections?

A: Check for nearby interference (Wi-Fi, wireless mouse). If none, reset the connection. If the issue continues, contact support for a USB dongle replacement.

Q3: How to reset the headset connection?

A: Power off, clear Bluetooth pairings, unplug the dongle, hold the power button for 5s, then reconnect the dongle.

Q4: Is it compatible wirelessly with Xbox/Switch?

A: No, use the 3.5mm cable for Xbox or Switch.

Q5: Why is the mic not working properly?

A: Check your device's audio input settings and reset the headset if needed. If unresolved, contact customer support for assistance.

Q6: Why does the headset work for only a short time after charging?

A: Ensure you are using the correct DC 5V/1A charging cable. Using other cables may cause incomplete charging. If the issue persists, contact support.

Contact Information

Website: www.nubwotech.com

Email: support@nubwotech.com



@NUBWotech



@NUBWotech



@NUBWotech



@NUBWotech



EN User Manual | DE Benutzerhandbuch | JP 取扱説明書
IT Manuale dell'utente | ES Manual del usuario | FR Manuel de l'utilisateur